

Mizrahi Tefahot Bank Ltd.'s Immediate Reports are published in Hebrew on the
Israel Securities Authority and the Tel Aviv Stock Exchange websites.

The English version is prepared for convenience purposes only.

The only binding version of the Immediate Reports is the Hebrew version.

In the event of any discrepancy or inconsistency between the Hebrew version and the translation to
English, the Hebrew version shall prevail and supersede, for all purposes and in all respects.

MIZRAHI TEFAHOT BANK LTD

No. with the Registrar of Companies: 520000522

To	<u>Israel Securities Authority</u>	To	<u>Tel Aviv Stock Exchange Ltd</u>	T121 (Public)	Date of transmission: November 21 2024
	www.isa.gov.il		www.tase.co.il		Ref: 2024-01-617469

Immediate Report for General Essential Information

Explanation: This form may not be used if an appropriate form exists for the reported event.

This report form is intended for essential reports for which no designated form exists.

Issue results must be reported under T20 and not under this form.

Bond rating or corporation rating reports must be submitted through Form T125.

Nature of the Event: *Presentation of the financial reports for Q3/2024*

The reference numbers of previous documents on the subject: _____, _____, _____

Attached file *Analysts Presentation 30092024 isa.pdf*

The company *is not* a shell company, as defined in the TASE Rules and Regulations.

Date on which the corporation first learned of the event: *November 20 2024 at 11:30.*

Details of the signatories authorized to sign on behalf of the corporation:

	Signatory's Name	Position
1	<i>Menahem Aviv</i>	<i>Other Chief Accountant</i>
2	<i>Adi Shachaf</i>	<i>Other Head of the Financial Division</i>

Explanation: According to Regulation 5 of the Securities (Periodic and Immediate Reports) Regulations, 5730-1970, a report filed under these regulations shall be signed by those authorized to sign on behalf of the corporation. The position of the senior staff on the matter (in Hebrew) can be found on the ISA's website: [Click here](#)

The reference numbers of previous documents on the subject (reference does not constitute incorporation by reference):

Securities of a Corporation Listed for Trading on the Tel Aviv Stock Exchange	Form structure revision date: August 6 2024
---	---

Abbreviated Name: Mizrahi Tefahot

Address: 7 Jabotinsky Street, Ramat Gan, 52520 Tel:03-7559720 Fax:03-7559923

E-mail: mangment@umtb.co.il Company website: <https://www.mizrahi-tefahot.co.il>

Previous name of the reporting entity: United Mizrahi Bank Ltd

Name of the person reporting electronically:	Position:	Name of Employing
Kikozashvili Hanan	Bank Secretary	Company: Mizrahi Tefahot Bank Ltd

Address: 7 Jabotinsky Street, Ramat Gan, 52520	Tel: 03-7559219	Fax: 03-7559923	E-mail: management@umtb.co.il
--	-----------------	-----------------	-------------------------------



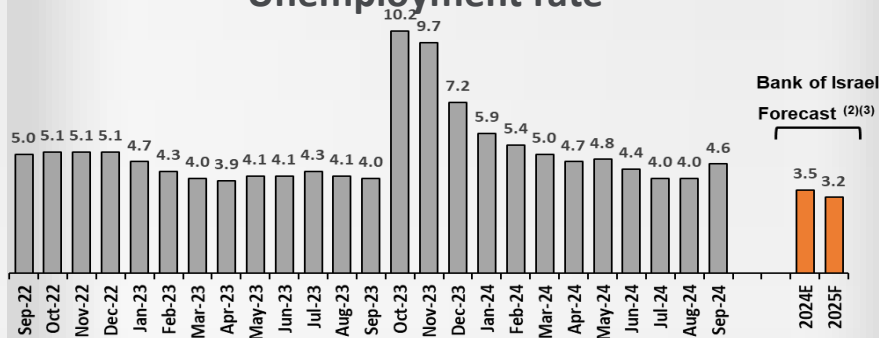
Financial statements

September 30, 2024

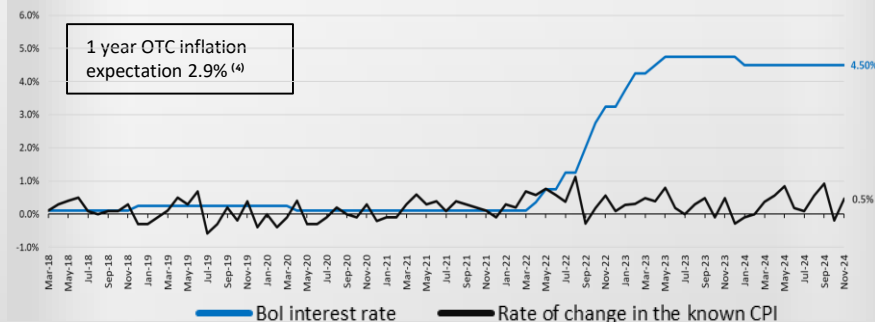
- This document has been prepared by Mizrahi-Tefahot Bank Ltd (UMTB) solely for use at the company's presentation. The information contained in this document constitutes information from the bank's 2024 quarterly reports and/ or immediate reports, as well as the periodic, quarterly and annual reports and/or immediate reports published by the bank in previous years.
- Accordingly, the information contained in this document is only partial, is not exhaustive and does not include the full details regarding the bank and its operations or regarding the risk factors involved in its activity and certainly does not replace the information included in the periodic, quarterly, annual or immediate reports published by the bank. In order to receive the full picture regarding the bank's 2023 quarterly reports, the aforesaid reports should be perused fully, as published to the public.
- None of the company, or any of their employees or representatives shall have any liability whatsoever (in negligence or otherwise) for any loss howsoever arising from any use of this document or its contents or otherwise arising in connection with this document.
- The bank's results in practice may be significantly different from those included in the forecasting information, as a result of a large number of factors, including, inter alia, changes in the domestic and global equity markets, macro-economic changes, geo-political changes, legislation and regulation changes, and other changes that are not under the bank's control, which may lead to the estimations not realizing and/or to changes in the business plans.
- The forecasting information may change subject to risks and uncertainty, due to being based on the management's estimations regarding future events, which include, inter alia: global and local economic development forecasts, particularly regarding the economic situation in the market, including the effect of macro-economic and geo-political conditions; expectations for changes and developments in the currency and equity markets; forecasts related to other various factors affecting exposure to financial risks; forecasts with respect to changes to borrowers' financial strength, public preferences, changes in legislation and the provisions of regulators, competitors' behavior, the status of the bank's perception, technological developments and human resources developments.
- This document does not constitute an offer to sell, or a solicitation of an offer to buy, or a recommendation of any kind regarding any security or any interest in security.



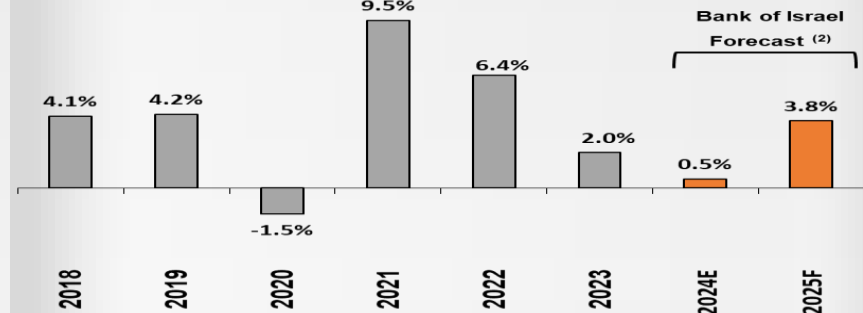
Unemployment rate⁽¹⁾



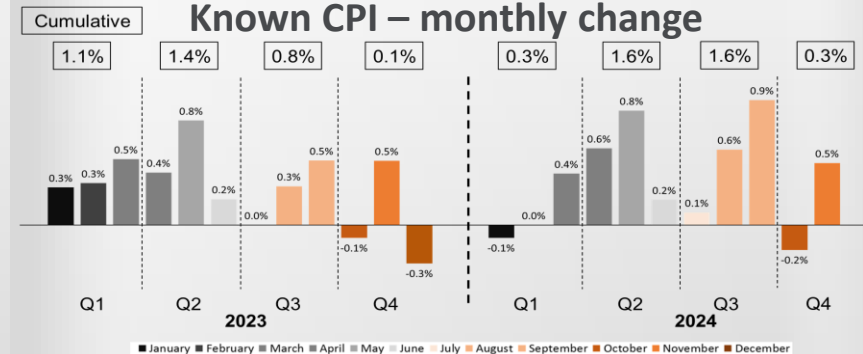
Bank of Israel interest rate and inflation



GDP growth



Known CPI – monthly change

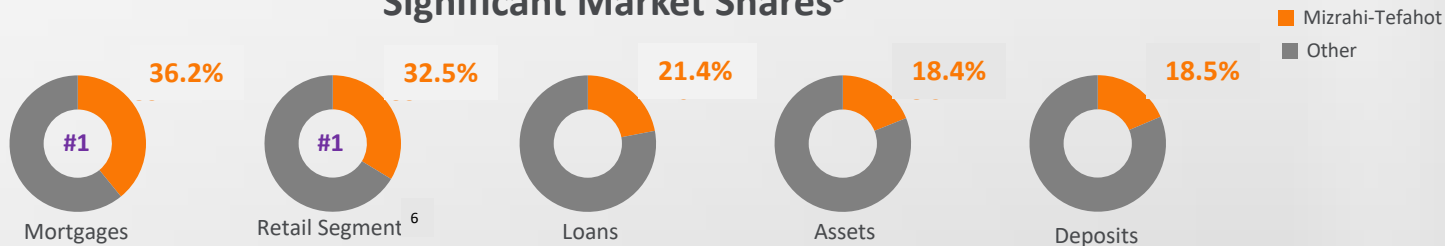


(1) Broad Unemployment Rate (general definition of unemployed, unemployed that ceased working due to dismissal or closing of their work place in the last two years and temporary absent from their work for the whole week due to economic reasons) (15 years old and above). (2) Bank of Israel forecast for 2024 – 2025 - annual average according to Bank of Israel research department forecast from October 9, 2024. (3) Broad Unemployment rate, ages 25-64. (4) As of November 18, 2024



Leading Israeli Bank

NIS 472bn Total Assets ¹	NIS 348bn Net Loans to the public ¹	NIS 385bn Deposits from the public ¹
NIS 9.1bn Net Interest Revenue ²	NIS 11.2bn Total Revenue ²	NIS 4.1bn Net Profit ²
NIS 42.1bn Market Cap ³	>7,100 Employees ⁴	206 Branches ⁴

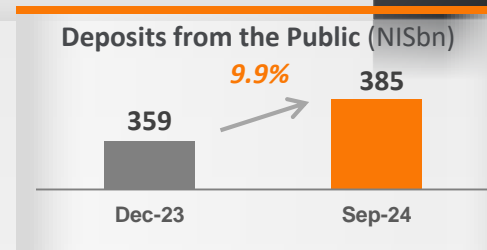
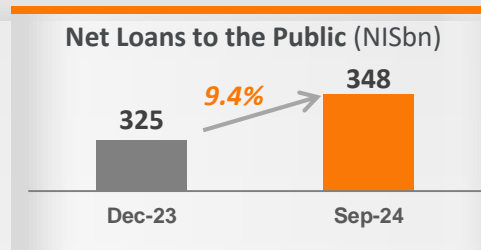
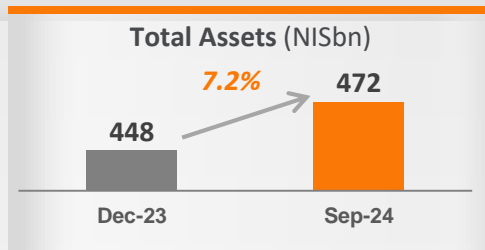
Significant Market Shares⁵

(1) As of September 30, 2024. (2) For 1-9/2024. (3) Tel Aviv Stock Exchange (as of November 17, 2024)

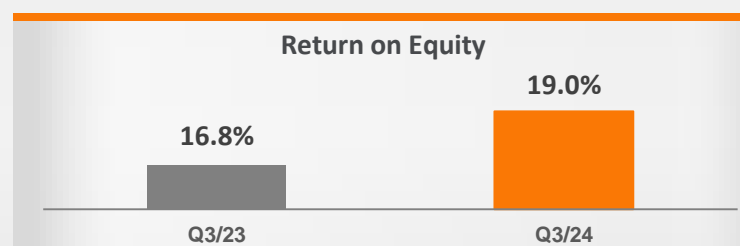
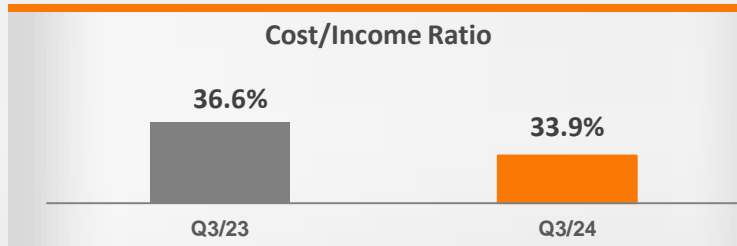
(4) As of December 31, 2023. (5) As of June 30, 2024. (6) Market share in credit to Households and Private Banking segments (supervisory operating segments).



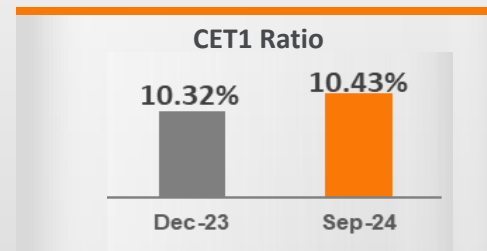

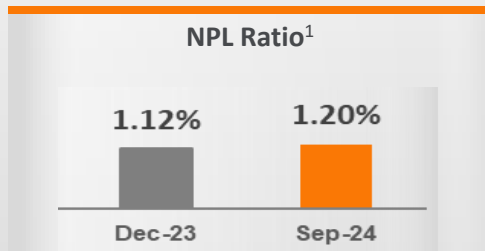
Balance Sheet Growth



Profitability



Asset Quality, Liquidity and Capitalisation





- *On October 7, 2023, the Iron Swords war was declared following a sudden murderous rampage into settlements close to the Gaza Strip border. This was concurrently with the start of military escalation on the Northern border.*
- *The Bank is prepared to continue its operations and to provide service to its customers, including in war-affected zones, in as much as possible.*
- *The Bank takes part in the national endeavor and has announced the allocation of funds for charitable donations and assistance to civilians affected by the war, and has launched programs to provide relief to Bank customers, with emphasis on customers resident in war-affected regions.*
 - *Total charitable donations allocated by the Bank for adoption of the town of Sderot and kibutz Kfar Aza and other activities to benefit residents of the Gaza border and Northern border areas is NIS 70 million. Almost all of these expenses were recorded in the financial reports of 2023.*
 - *The Israeli banks decided to make a donation to the Jewish Agency of NIS 98 million, in order to provide critical assistance to the strength and resiliency of soldiers serving in the reserves, who they or their spouses are owners of independent businesses, which were negatively affected due to the reserve duty of their owners. The Bank Group's share in the donation is NIS 18 million.*
 - *The estimated value of relief and banking benefits extended to all Bank Group customers, beyond the charitable donation amount is NIS 641 million (including banking relief and benefits provided to residents of Sderot and Kfar Aza, as noted above), assuming full utilization of all benefits offered to the relevant population.*

Loan balance with changes to terms and conditions of debt due to the war (NIS mil)



	Loan balance with changes to terms and conditions of debt as of 31.12.2023	Loan balance with changes to terms and conditions of debt as of 30.9.2024	Total credit to this segment ⁽¹⁾	Loan balance with changes to terms and conditions of debt as of 30.9.2024 to total credit ⁽¹⁾
Large businesses	144	-	55,579	-
Medium businesses	219	7	12,399	0.06%
Small businesses	3,612	324	36,591	0.89%
Private individuals	855	116	28,105	0.41%
Housing loans	23,714	8,984	219,777	4.09%
Total	28,544	9,431	352,451	2.68%

(1) Total credit as of 30.9.2024, before provisions.



Segment	1-9/2024		1-9/2023		Q3/2024		Q3/2023	
	Provision	Rate of provision	Provision	Rate of provision	Provision	Rate of provision	Provision	Rate of provision
Housing loans	73	0.04%	235	0.15%	39	0.07%	172	0.34%
Business	256	0.33%	671	0.97%	80	0.31%	403	1.75%
Households	85	0.41%	262	1.27%	11	0.16%	119	1.72%
Total	414	0.16%	1,168	0.48%	130	0.15%	694	0.86%

Expenses with respect to credit losses in the first 9 months of 2024 amounted to NIS 414 million, compared to NIS 1,168 million in the corresponding period last year. Expenses with respect to credit losses in the corresponding period last year, and mainly in the third quarter of 2023, reflected the effect of the increased credit risk due to the war, and the increase in risk levels, mainly as a result of the increase in the interest rates in the economy.

Provisions / loans to the public

0.86%

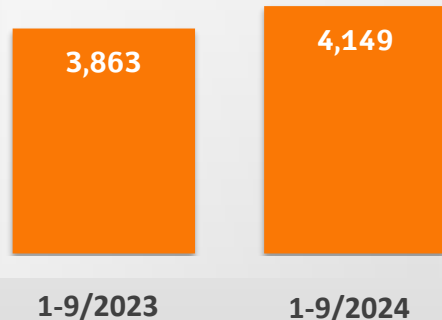

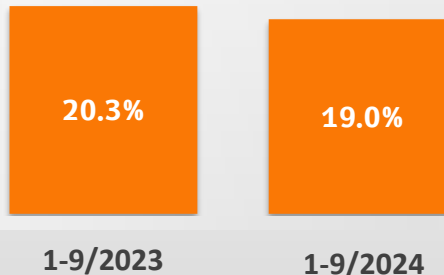
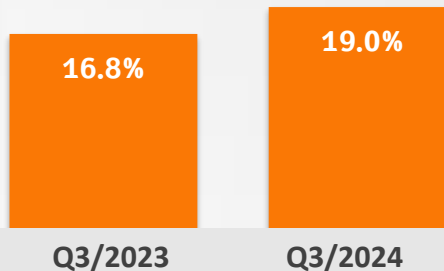
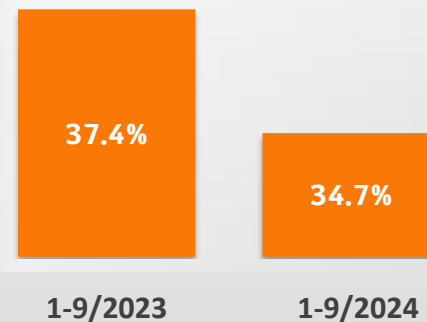
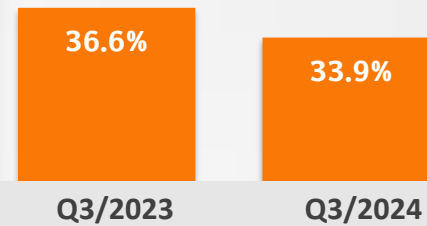


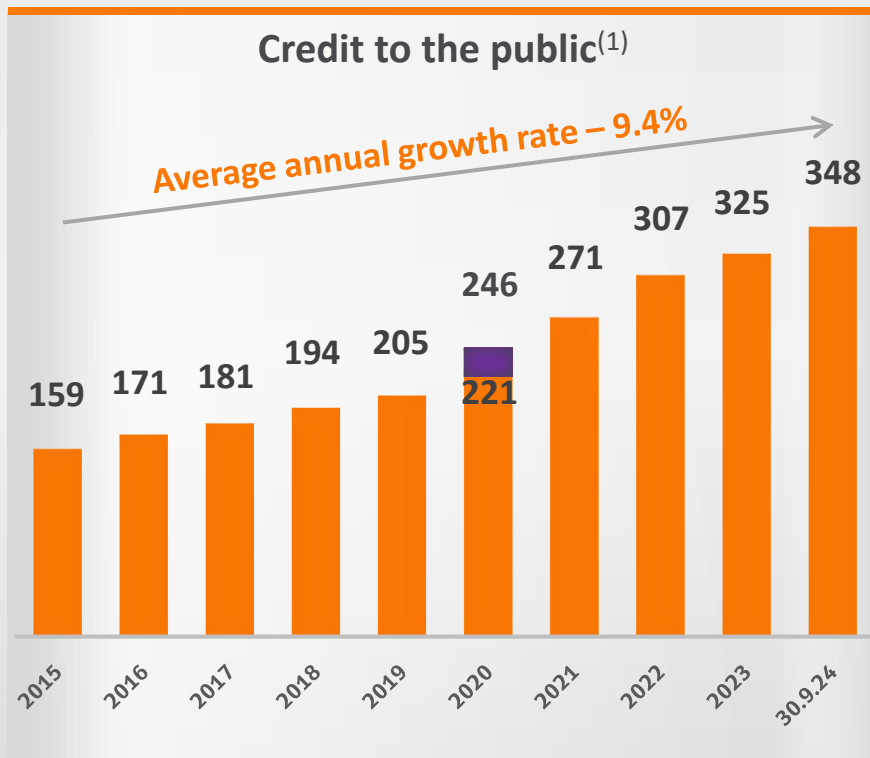
Q3 2023

0.15%



Q3 2024

**Net profit (NIS mil)****Return on equity****Cost/income ratio**



(1) Net

Business segment	30.9.24	31.12.23	% change
Housing loans	218.6	205.4	8.5
Households + private banking	27.4	26.9	2.9
Total individuals	246.0	232.3	7.9
Total businesses ⁽²⁾	102.3	93.0	13.2
Total	348.3	325.3	9.4

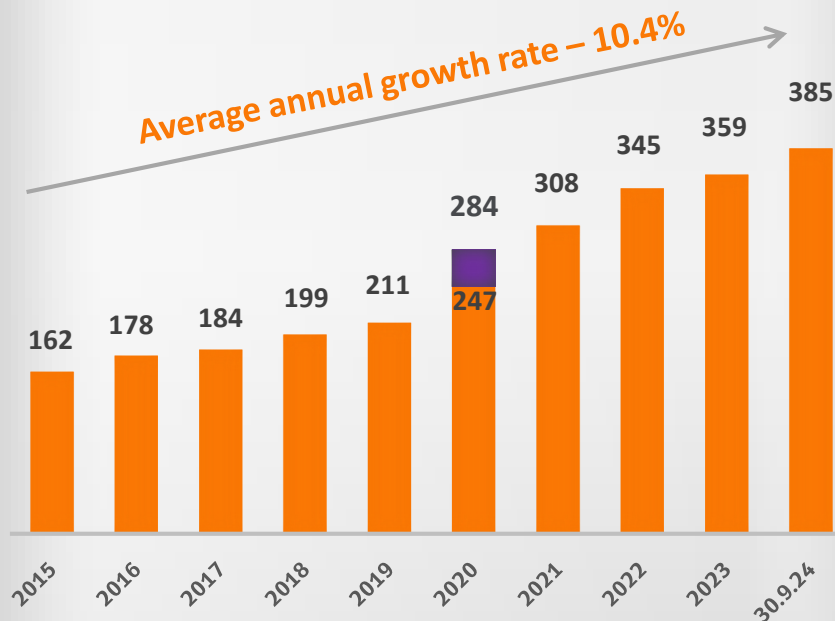
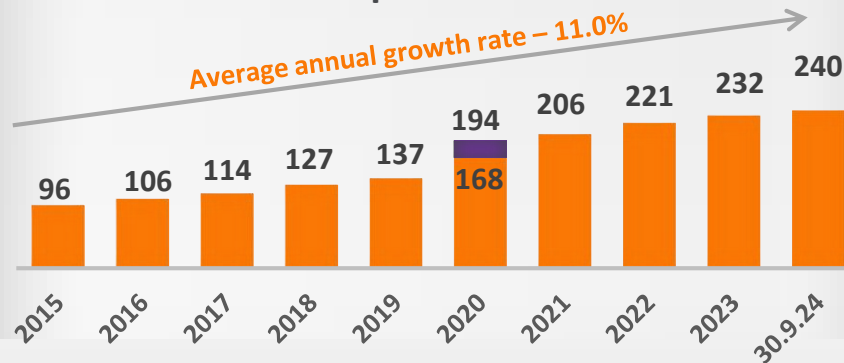
Supervisory operating segments

% change in annual terms

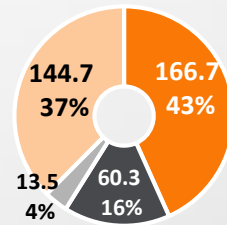
(2) Small and micro businesses, Medium businesses and Large businesses, Institutional investors and Overseas operations



Deposits from the public (NIS bil)

Core deposits⁽¹⁾ (NIS bil)

Deposits by segments



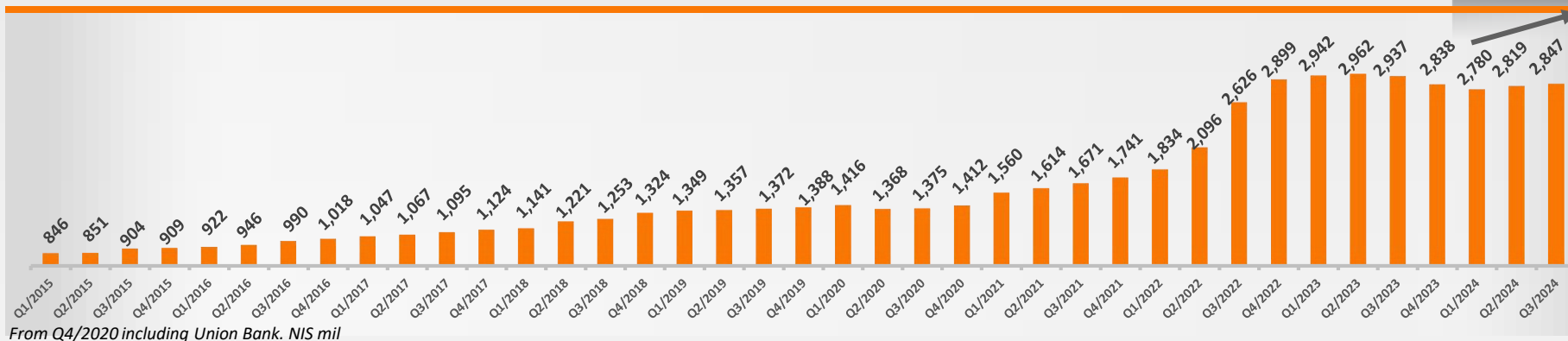
Segment

- House holds and Private banking
- Small and micro businesses
- Medium businesses
- Large businesses, Institutional investors and Overseas operations

Total core deposits: NIS 240 bil

Share of core deposits: 62%

(1) Households/small and micro businesses/medium businesses



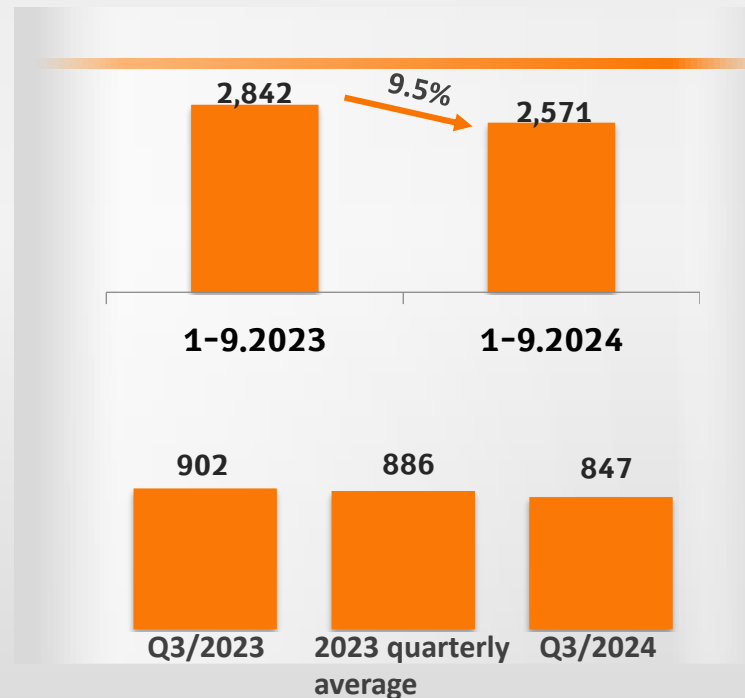
	Q1 2023	Q2 2023	Q3 2023	Q4 2023	Q1 2024	Q2 2024	Q3 2024
Interest revenues, net	3,146	3,181	2,959	2,689	2,685	3,220	3,156
Non-interest financing revenues	87	250	341	(167)	345	26	60
Total financing revenues	3,233	3,431	3,300	2,522	3,030	3,246	3,216
less:							
Effect of the Consumer Price Index	308	387	212	34	88	494	439
Revenues from collection of interest on troubled debt	9	11	13	9	8	13	13
Gains (losses) from bonds, shares and real investments	(44)	18	(8)	(74)	44	16	16
Effect of accounting treatment of derivatives at fair value and others	18	53	146	(285)	110	(96)	(99)
Total effects other than current operations	291	469	363	(316)	250	427	369
Total financing revenues from current operations	2,942	2,962	2,937	2,838	2,780	2,819	2,847



Operating and other expenses (NIS mil)

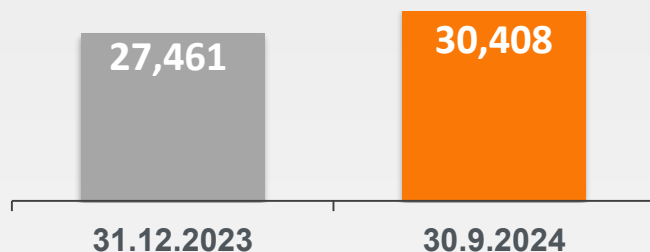
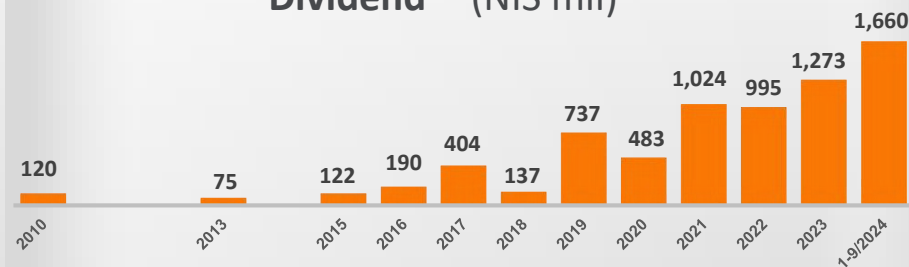


Salaries (NIS mil)



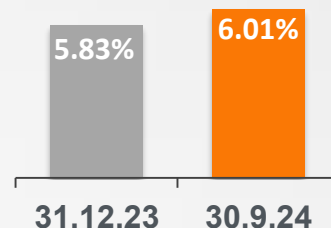


Equity (NIS mil)

Dividend⁽¹⁾⁽²⁾ (NIS mil)

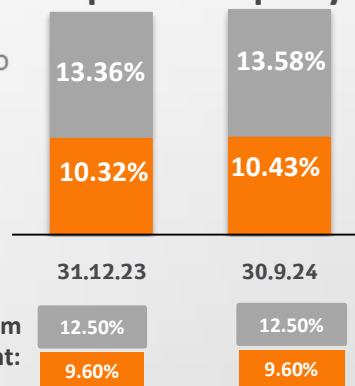
Dividend distributed for Q3/2024 at a rate of 40%⁽³⁾ of the net profit of that period

Leverage ratio



Capital adequacy

■ Total ratio
■ Tier 1



Bol minimum requirement:

12.50%
9.60%

12.50%
9.60%

(1) For the relevant period. (2) It is hereby clarified that there is no change to the Bank's dividend policy, as detailed in the report published by the Bank on April 27, 2021 (reference no. 2021-01-071448). (3) After examining the Bank's capital planning in the various scenarios and in accordance with Bank's dividend policy.



Thank you